



GlamHAIR™  
POWERED BY



# Instruction Manual

## IMPORTANT SAFETY INSTRUCTIONS.

BEFORE USING THIS APPLIANCE READ INSTRUCTIONS AND CAUTIONARY MARKINGS IN THIS MANUAL AND ON THE APPLIANCE

When using an electrical appliance, basic precautions should always be followed, including the following:

### READ ALL INSTRUCTIONS BEFORE USING

#### KEEP AWAY FROM WATER

**DANGER** — As with most electrical appliances, electrical parts are electrically live even when the switch is off.

To reduce the risk of death by electric shock:

1. Always "unplug it" immediately after using.
2. Do not use while bathing or in bathrooms.
3. Do not place or store appliance where it can fall or be pulled into a tub or sink.
4. Do not place in or drop into water or other liquid.
5. If an appliance falls into water, "unplug it" immediately. Do not reach into the water.

**WARNING** - To reduce the risk of burns, electrocution, fire, or injury to persons:

1. An appliance should never be left unattended when plugged in.

2. Close supervision is necessary when this appliance is used by, on, or near children or individuals with certain disabilities.
3. Never block the air openings of the appliance or place it on a soft surface, such as a bed or couch, where the air openings may be blocked. Keep the air openings free of lint, hair, and the like.  
never use while sleeping.
4. Never drop or insert any object
5. into any opening or hose.
6. Do not use outdoors or operate where aerosol (spray) products are being used or where oxygen is being administered.
7. Do not direct hot air toward eyes or other heat sensitive areas.
8. Attachments may be hot during use. Allow them to cool before handling.
9. Do not place appliance on any surface while it is operating.
10. While using the appliance, keep hair out of the filter - keep hair away from the air inlets.
11. Do not operate with a voltage converter.
12. Do not use the appliance for any other purpose than drying hair. Do not use attachments not recommended by the manufacturer
13. If the appliance is not working as it should, if it has a damaged cord or plug, if it has received a sharp blow, if it has been dropped, damaged, left outdoors, or dropped into water, do not use and contact the factory.

14. Do not handle any part of the plug or appliance with Wet hands. Do not unplug by pulling on the cable. To unplug, grasp the plug, not the cable. Do not use an extension cord with this appliance.
15. Do not stretch the cable or place the cable under strain. Keep the cable away from heated surfaces and do not wrap the cable around the appliance..



## WARNING

THE APPLIANCE, FILTER AND ATTACHMENTS CONTAIN MAGNETS.

- 1 Keep away from pacemakers, defibrillators, credit cards and electronic storage media.

THESE WARNINGS APPLY TO THE APPLIANCE, AND ALSO WHERE APPLICABLE TO ALL TOOLS, ACCESSORIES, CHARGERS OR MAINS ADAPTORS.

2. This appliance can be used by children aged from 8 years and above and persons with reduced physical, sensory or reasoning capabilities, or lack of experience and knowledge, only if they have been given supervision or instruction by a responsible person concerning use of the appliance in a safe way and understand the hazards involved. Cleaning and user maintenance shall not be made by children without supervision.
3. Do not allow to be used as a toy. Close attention is necessary when used by or near children. Children should be supervised to ensure that they do not play with the appliance.

4. If the supply cable is damaged, it must be replaced or repaired by the manufacturer, its service agent or similarly qualified persons in order to avoid a hazard.
5. This appliance has a non-self resetting thermal cut out safety device to prevent overheating. If your appliance cuts out, unplug it from the mains supply socket and leave to cool.
6. **WARNING:** Do not use this appliance near bathtubs, showers, basins or other vessels containing water.



7. **CAUTION:** In order to avoid a hazard due to inadvertent resetting of the thermal cut-out, this appliance must not be supplied through an external switching device, such as a timer, or connected to a circuit that is regularly switched on and off by the utility company, or plugged into any socket where the electrical supply is unstable or likely to be turned off.
8. When the appliance is used in a bathroom, unplug it after use since the proximity of water presents a hazard even when the appliance is switched off. For additional protection when the appliance is switched off. For additional protection when the appliance is used in a bathroom, it is recommended that a Residual Current Device (RCD), with a residual operating current not exceeding 30 mA is installed in the electrical circuit supplying the bathroom. Contact a qualified electrical installer for advice.

9. Do not use any lubricants, cleaning agents, polishes or air fresheners on any part of the appliance.
10. Contact the factory when a service or repair is required. Do not disassemble the appliance as incorrect reassembly may result in an electric shock or fire.
11. If the appliance is not working as it should, if it has received a sharp blow, if it has been dropped, damaged, left outdoors, or dropped into water, do not use and contact the factory.

## SAVE THESE INSTRUCTIONS

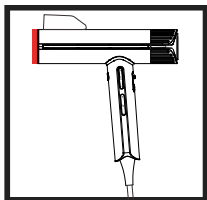
### SERVICING OF DOUBLE-INSULATED APPLIANCES

In a double-insulated appliance, two systems of insulation are provided instead of grounding. No grounding means is provided on a double-insulated appliance, nor should a means for grounding be added to the appliance. Servicing a double-insulated appliance requires extreme care and knowledge of the system, and should be done only by qualified service personnel.

Replacement parts for a double-insulated appliance must be identical to the parts they replace. A double-insulated appliance is marked with the words "DOUBLE INSULATION" or "DOUBLE INSULATED." The symbol (square

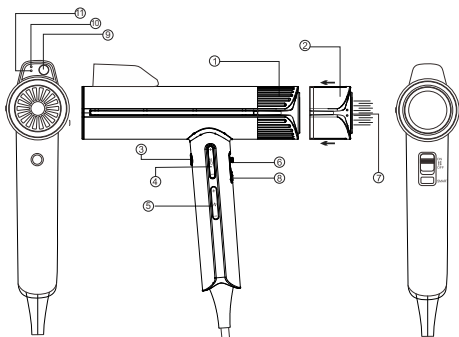
within a square)  may also be marked on the appliance.

This appliance has a polarized plug (one blade is wider than the other). As a safety feature, this plug will fit in a polarized outlet only one way. If the plug does not fit fully in the outlet, reverse the plug. If it still does not fit, contact a qualified electrician. Do not attempt to defeat this safety feature.



The air exit, metal ring and attachments may be hot during use.

## Function



- ① Air inlet (inner filter)
- ④ Temperature control  
5 precise heat settings.
- ② Removable filter cage  
Easy to remove for cleaning.
- ⑤ Airflow control  
4 precise settings.
- ③ Cool shot  
Press and hold to deactivate heat  
and set style.
- ⑥ Power on/off
- ⑦ LCD display
- ⑧ AI Smart mode

## Smart Sensors

- ⑨ Temperature detector
- ⑩ Distance transmitting  
detector
- ⑪ Distance receiving  
detector

In AI smart mode, press the temperature ④ or airflow button ⑤ to switch to manual mode.

In manual mode, press the AI smart button ⑧ to switch to AI smart mode.

# AI Smart mode

Designed with intelligent detector, according to the user's hair status, the dryer automatically adjusts the comfortable function, protect hair from over-heating damage.



When the distance between the hair and the air outlet of the hair dryer is more than 3cm and less than 48cm, the intelligent detector is active. When the dryer is set to AI smart mode, the temperature and wind speed will automatically adjust according to the distance from the hair to keep it in a constant temperature state, the constant temperature is about:  $45^{\circ}\text{C}/113^{\circ}\text{F}\pm 5^{\circ}\text{C}/41^{\circ}\text{F}$  to prevent burns; when the ambient temperature changes, the dryer can automatically calibrate the temperature to keep it in a constant temperature state.



When the distance between the hair and the air outlet of the hair dryer is less than 3cm and more than 48cm, the intelligent detector is inactive, and the hair dryer enters the energy saving and safety mode. The hair dryer will automatically adjust to a low speed state without temperature.

In AI mode, when the diffuser accessory is installed, detector is inactive, the hair dryer is in standby state (cool air, low speed airflow).



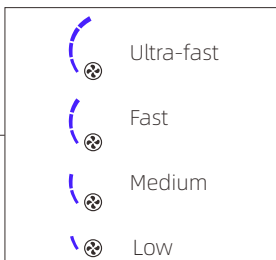

# Display



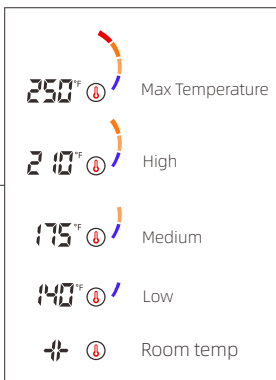
## Settings

The LCD display indicate which settings you are using.

## Flow



## Temperature



Maximum thermistor temperature at safety shut down: 250°F.

Tips: This appliance is not dual voltage.

## Smoothing nozzle

Dries hair gently using smooth air. (①)

## Styling concentrator

Fast, precise airflow for controlled styling, one section at a time.(②)

## Diffuser

Evenly disperses airflow to dry curls gently and help reduce frizz. Recommended for use on the low temperature and flow settings.(③)



①

Smoothing nozzle



②

Styling concentrator



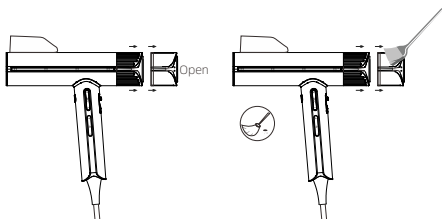
③

Diffuser

Note: When using either the concentrator or smoothing nozzle attachments, ensure they are not positioned vertically, as this orientation can obstruct the smart sensors. For optimal performance of the AI function, it's essential that the smart sensors have an unobstructed view of your hair.

## (1) FILTER CLEANING

Ensure that you unplug your machine from the mains electricity supply before cleaning your filter.



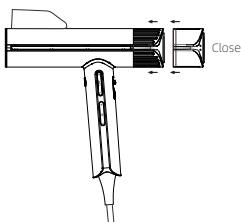
Hold the handle of your machine firmly open and take out the magnetic filter cage and outer filter.

Pull down and away from the machine. Use a soft brush to debris from both the filter cage and the filter mesh.



Do not use water to clean the filter.

Do not apply too much pressure to the filter mesh.



Reposition the filter cage and outer filter back into position.

### Tips:

Home Use :It is recommended to clean once every one week.

Salon Use :It is recommended to clean once every three days.

# PROTECTIVE DEVICE

This appliance is provided with a protective device that may make the appliance inoperable under some abnormal conditions (such as immersion of the appliance). If the appliance becomes inoperable, return the appliance to a service center for examination and repair.

a) The power can be restored by pressing the reset button on plug after the protective device operates to cut off the power. User can check whether the protective device work normally by pressing the test button.

b) Users must test the protective device before every use;

c) When pressing the test button, protective device will operate to cut off the power and when pressing the reset button, the power can be restored. That indicates it works normally. If it doesn't operate to cut off the power by pressing the test button, the protective device doesn't work normally. Users must stop using it and unplug it.

d) An appliance that does not operate in the proper functioning condition is to be discarded or returned to a service center for examination and repair.

## SAFETY MAINTAINANCE

1. Do not touch the heated surface without using the heat proof glove.
2. Never operate this appliance if there is any damage to the cable or plug.
3. Always unplug the device immediately and store in a safe, dry location after use.
4. The styler is non-waterproof, please make sure your hair is dry or damp while you are using it.  
Please do not use it in a humid environment.
5. Do not leave the styler alone when it is working, please keep away from children.
6. This styler should not be used by children.
7. Any other servicing should be performed by an authorized service representative.

## SERVICE AND WARRANTY

This product has been checked and is free of defects. We warrant this product against any defects that are due to faulty material or workmanship for the warranty period from the original date of consumer purchase. If the product should become defective within the warranty period, we will repair any such defect or elect to replace the product or any part of it without charge, provided proof of purchase is provided. This does not enter into an extension of the warranty period.

**Please contact us by visiting:**

**[www.thane.com/pages/customer-support](http://www.thane.com/pages/customer-support)**



## Distributed by:

Thane Canada Inc.  
Mississauga ON L4W 5M6, Canada  
[www.thane.ca](http://www.thane.ca)

Thane USA, Inc.  
Canton, OH 44718, U.S.A.  
[www.thane.com](http://www.thane.com)

Thane Direct UK Limited  
3 Acorn Business Centre,  
Northarbour Road, Portsmouth, PO6 3TH  
[www.thane.tv](http://www.thane.tv)

© 2024 Thane IP Limited.

"Thane", "H2O", and related logos and variations are trademarks or registered trademarks, in Canada and/or other countries, of Thane IP Limited and/or its affiliated companies.

MADE IN CHINA

材质: 128g铜版纸

尺寸: 70\*160mm

印刷: 彩色印刷

装订方式: 骑马钉装订